

ANNOUNCEMENT TO THE AUSTRALIAN SECURITIES EXCHANGE

March 2016 Quarterly Report

The Board of OreCorp Limited (**OreCorp** or the **Company**) is pleased to present its quarterly report for the period ended 31 March 2016. Highlights include:

Tanzania – Nyanzaga Gold Project

- On 22 September 2015 the Company announced that it had entered into a binding agreement with Acacia Mining plc (**Acacia**) to earn an interest in the Nyanzaga Gold Project (**Nyanzaga** or the **Project**) in northwest Tanzania.
- In March 2016, independent experts CSA Global completed a JORC compliant Mineral Resource Estimate (**MRE** or **Resource**). Nyanzaga hosts 2.8 million ounces of gold at 4.1 g/t (please refer to Table 1 and compliance statements).
- The MRE is an important first milestone as OreCorp executes a strategy to accelerate the Nyanzaga Project through the study and development phases. OreCorp is committed to defining a project with the potential to generate robust cash flows and add stakeholder value.
- The Nyanzaga resource positions OreCorp in the gold developer peer group, with one of the higher grade undeveloped gold resources globally. Furthermore, the MRE has demonstrated the ability of OreCorp to make use of the significant amount of historical work and compress the timetable from discovery to investment decision, potentially minimising equity dilution to shareholders.
- Lycopodium has been engaged to complete a Scoping Study on the Project.
- Work on regional targets has progressed and field work will continue in the June quarter.

Mauritania – Akjoujt South Project

- A diamond drilling programme commenced on Anomaly 5, targeting copper-nickel sulphide mineralisation.
- The drilling has intersected zones of disseminated and breccia-fill sulphide mineralisation.
- The sulphides are dominated by pyrite and pyrrhotite with, chalcopyrite (copper sulphide) and possibly pentlandite (nickel sulphide).
- The drilling to date is very encouraging with drill holes intersecting sulphides coincident with targeted geophysical anomalism encountered over 500m in strike length.
- Assays of the mineralised intercepts are pending.

Corporate

- The OreCorp team has been strengthened with the appointment of Robert Rigo to the Board and Ernst Griebel to management. Both of the new appointees have very strong mine development credentials.
- OreCorp finished the quarter with approximately \$3.5m cash and no debt.



ASX RELEASE:
28 April 2016

ASX CODE:
Shares: ORR

BOARD:
Craig Williams
Non-Executive Chairman

Matthew Yates
CEO & Managing Director

Alastair Morrison
Non-Executive Director

Michael Klessens
Non-Executive Director

Robert Rigo
Non-Executive Director

Luke Watson
CFO & Company Secretary

ISSUED CAPITAL:
Shares: 113.4 million
Options: Nil

ABOUT ORECORP:
OreCorp Limited is a Western Australian based company focused on the development of the Nyanzaga Gold Project in Tanzania & the Akjoujt South Copper - Nickel Project in Mauritania.

For further information please contact:

Matthew Yates
CEO & Managing Director
 Mobile: +61 (0) 417 953 315

TANZANIA

Nyanzaga Project (Gold) [OreCorp Earning up to 51% - refer Exploration Interests section for further details]

On 22 September 2015, the Company announced that it had entered into a binding earn-in and joint venture agreement (**JVA**) to earn up to a 51% interest in the Nyanzaga Project in the Lake Victoria Goldfields of Tanzania.

The Lake Victoria Goldfields host an exceptional endowment of gold mineralisation, with four operating gold mines that collectively produced >1.2Mozs in 2015 and host >45 Mozs of gold in foreign estimates (**Figure 1**). Tanzania is the third largest gold producer in Africa (www.gold.org) with an internationally respected mining industry, a Mining Act revised in 2010 and English language based commerce.

The Tanzanian Ministry of Energy and Minerals confirmed in writing that it would support the joint venture to advance the Project. This support was re-confirmed in a meeting with the Deputy Minister in March 2016.

The Nyanzaga Project comprises 27 contiguous Prospecting Licences and renewal applications covering a combined area of 285km². During the December quarter, key licence PL4830/2007 was extended for a further 2 years, through to November 2017. In addition to the Nyanzaga deposit, there are a number of other exploration prospects within the JV tenements.



Mineral Resource Estimation (MRE)

During the March quarter, CSA Global (CSA) completed the MRE work on the Nyanzaga deposit. The highlights of the MRE are as follows:

- Updated MRE Model with a focus on higher grade zones, showing the continuity of gold mineralisation based on nominal drill hole intercepts which exceed 2.0g/t gold over 4m horizontal widths, has increased the resource grade to 4.1g/t gold;
- The resource maintains significant scale with 2.78Moz of gold at the cut-off grade of 1.5g/t gold (previously 0.4g/t) which is considered appropriate in the current gold price environment;
- 83% of the MRE is in the Measured and Indicated categories;
- It is noted that 1.5Mt at 3.5g/t for 0.172Moz has been identified in the near surface (<80m depth) oxide and transitional zones;
- With geological constraints on the resource model, a series of mineralised zones or panels has been defined within the MRE, extending over a strike length of up to 300m. The widths of individual mineralised zones range from 6 - 20m and mineralisation extends approximately 800m below the topographic surface;
- Mineralisation is open at depth leaving scope for future additional resources to be delineated;
- The thickness and grade of the resource model will allow for the consideration of both open pit, underground and a combination of both mining scenarios;
- Whilst variables for underground mining have not been applied, the orientation and continuity of mineralisation, coupled with the high gold grade, would suggest potential for an underground operation; and
- Nyanzaga retains significant optionality for the scale of operation.

Work on the MRE has resulted in reduced tonnes and a higher grade for the Nyanzaga deposit. This outcome has the potential to increase economic returns for the Project under a range of gold price scenarios.

Seven distinct high grade mineralised zones within the Nyanzaga deposit have been identified and defined in the MRE. These zones are supported by extensive interpretive geological and geostatistical work completed by OreCorp and CSA.

The mineralised zones or panels are based on drill composites defining a minimum true width of four metres, which represents the potential minimum width for mechanised mining underground, with a minimum average grade of 2.0g/t gold. These zones average six metres in true width, up to a maximum of 20m width; 300m in strike length and over 450m down dip. Several zones are still open at depth below 800m from surface and represent an excellent opportunity for future exploration upside. Distance between the higher grade zones varies laterally from 10m to 70m.

Both Acacia and OreCorp are delighted with the advancement made in the first six months of the Nyanzaga JV (announced to the ASX on 22 September 2015). The MRE was completed three months ahead of schedule.

Table 1 presents the maiden JORC MRE for the Nyanzaga Project. The JORC compliant MRE prepared by CSA has been classified and is reported as Measured, Indicated and Inferred. **Table 2** and **Figure 2** present the grade tonnage tabulation and graph of the resource model based on various gold cut-off grades.

Table 1: Nyanzaga Project - Mineral Resource Estimate, reported at a 1.5g/t Au cut-off

OreCorp Limited – Nyanzaga Gold Project – Tanzania Mineral Resource Estimate as at 31 March, 2016					
JORC 2012 Classification	Tonnes (Mt)	Gold Grade (g/t)	Gold Metal (Moz)	Gold Metal (Ton)	In-situ Dry BD (t/m ³)
Measured	2.93	3.77	0.356	11.1	2.79
Indicated	14.92	4.09	1.960	61.0	2.85
Sub-Total M & I	17.85	4.04	2.316	72.1	2.84
Inferred	3.40	4.20	0.463	14.0	2.85
Total	21.25	4.07	2.778	86.1	2.84

Reported at a 1.5g/t cut-off grade. MRE defined by 3D wireframe interpretation with subcell block modelling. Gold grade estimated using Ordinary Kriging using a 10 x 10 x 10m estimation panel. Totals may not add up due to appropriate rounding of the MRE

Table 2: Nyanzaga Project – Grade and Tonnage Tabulation

Grade and Tonnage Tabulation - Nyanzaga Gold Project - March 2016				
Gold g/t Cut off	Tonnage (Million)	Gold g/t	Gold Koz	In-situ Dry Bulk Density
2.75	13.6	5.13	2,236	2.84
2.50	15.4	4.83	2,393	2.84
2.25	17.2	4.57	2,530	2.84
2.00	18.8	4.36	2,641	2.84
1.75	20.2	4.20	2,721	2.84
1.50	21.3	4.07	2,778	2.84
1.25	21.9	3.99	2,806	2.84
1.00	22.2	3.95	2,817	2.84
0.75	22.3	3.94	2,820	2.84
0.50	22.3	3.93	2,821	2.84
0.25	22.3	3.93	2,821	2.84

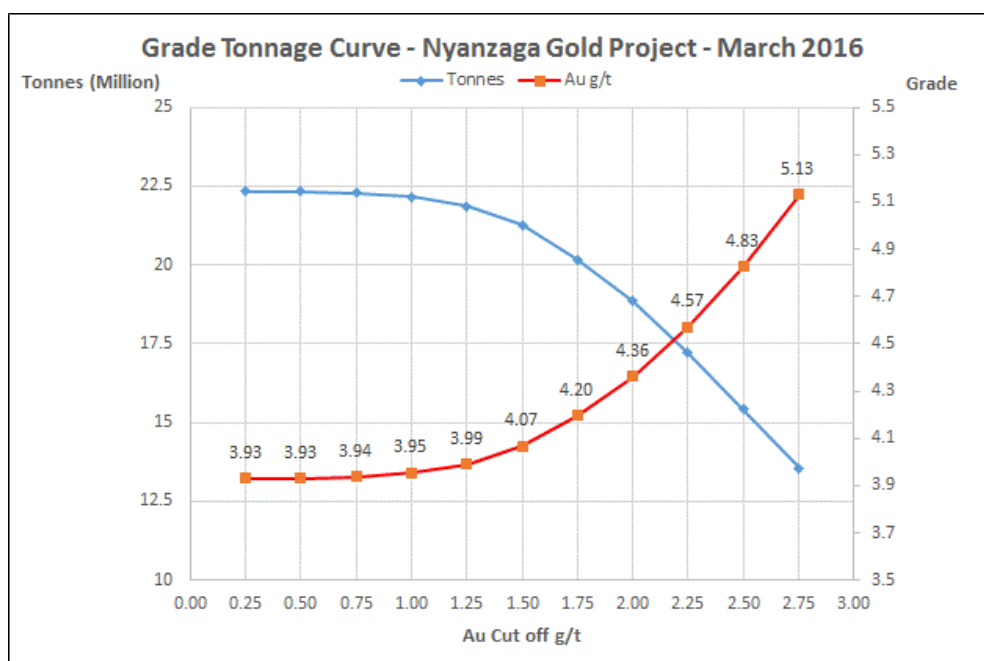


Figure 2: Grade Tonnage Curve – Nyanzaga Deposit

Scoping Study

The Scoping Study commenced in early April and will examine all facets of geology, mining and processing, incorporating the maiden JORC MRE. Given the outstanding MRE results, OreCorp is committed to fast-tracking the appraisal and potential development of the Nyanzaga Project. This will assist OreCorp in achieving its strategic objective of progressing from explorer to producer. The decision to commence a Scoping Study three months ahead of schedule and concurrently undertake other investigative activities, including a comprehensive review of historical metallurgical test work and the commencement of environmental baseline studies, is consistent with this strategy.

Lycopodium (ASX: LYL; **Lycopodium**) of Perth, Western Australia has been appointed to manage the Scoping Study. During the past 18 months, Lycopodium has completed ten major feasibility studies for gold projects in Africa and is currently involved in the construction of five gold and base metals mines in Africa. Over the last 20 years, Lycopodium has built the Golden Pride, Geita and Buzwagi Gold Mines in the Lake Victoria Goldfields in Tanzania. In addition, internationally recognised specialist consultants in the fields of resource estimation, mining engineering, comminution, metallurgy, and environmental and tailings management have also been engaged as integral members of the Study team.

The Scoping Study will evaluate the technical and economic viability of open pit and/or underground development scenarios and include a combination of both mining methods. Processing options will be considered in light of mining scenarios to optimise both throughput capacity and ore feed flexibility to enhance metallurgical outcomes.

OreCorp expects the Scoping Study will be completed by the fourth quarter of 2016 and anticipates that thereafter it will immediately progress to the pre-feasibility study. OreCorp will update the market as key Scoping Study work streams are progressed.

The Company will utilise the experience of its board, management and key technical consultants to deliver the best outcome, as well as utilising the extensive underlying database to compress the typical project study and feasibility timeline through to a development decision.

Metallurgical Test Work

Now that the MRE is complete, OreCorp will focus on the specific zones of mineralisation and complete representative sampling of gold bearing material for further test work.

The additional metallurgical test work will be used to optimise recoveries, reagent consumption and operating costs, particularly in the sulphide material. This work will allow the conceptual process flow sheet to be refined and optimised as part of the Scoping and pre-feasibility studies.

Regional Targets & Prospectivity

Exploration over the last 20 years has identified gold mineralisation at four additional priority prospects on JV tenements within 13km of the Nyanzaga Deposit. In addition, 13 largely untested regional targets on JV tenements within a 10km radius of Nyanzaga have been identified by OreCorp. Regional mapping and data reviews have commenced with a view to prioritising specific prospects for additional work in the June quarter. An aeromagnetic interpretation has also progressed, integrating the OreCorp regional mapping.

Board and Senior Management Appointments

During the quarter, Mr Robert Rigo was appointed as a non-executive Director of the Company. An engineer with over 35 years' experience, Mr Rigo has previously held a number of executive and senior management positions with publicly listed mining companies. He was Vice President - Project Development at Equinox Minerals Limited (Equinox), where he managed the feasibility study, related technical studies and engineering design and construction contracts for the Lumwana Copper Mine in Zambia, which commenced production in 2008. Mr Rigo

also established Lumwana's copper concentrate off-take and logistics contracts. Following Lumwana, Robert managed the construction of Equinox's Jabal Sayid (underground) Copper Mine in Saudi Arabia.

Amongst Mr Rigo's earlier job roles, he was the Mill Manager at Boddington Gold Mine, at the time Australia's largest gold mine. He then became General Manager – Technical Services for Newcrest Mining Ltd, Australia's major gold producer.

OreCorp also welcomed Mr Ernst Griebel to the OreCorp team as Study Manager. Mr Griebel holds a Bachelor of Science in Engineering (Chemical) from the University of Cape Town, South Africa. He has 30 years mining industry experience, and has worked with companies that include Rio Tinto, De Beers and more recently Anglo-Gold Ashanti. He has extensive African mining experience.

Future Work

The Scoping Study for Nyanzaga is underway and additional sampling of existing drill core will be undertaken for metallurgical test work purposes.

Regional work will continue with a view to identifying higher grade mineralisation proximal to Nyanzaga.

OreCorp is fully funded from existing cash reserves through to completion of a Scoping Study and anticipated commencement of a pre-feasibility study.

MAURITANIA

Akjoujt South Project (Copper - Nickel: 90% interest in Licences 1415 & 1416, granted)

The Akjoujt South Project comprises two licences (1415 and 1416) and covers 460 km² (**Figure 3**). The licences were renewed for a period of three years, effective from July 2015. An application has been lodged covering the 136 km² immediately to the north of licence 1415 and Anomaly 5.

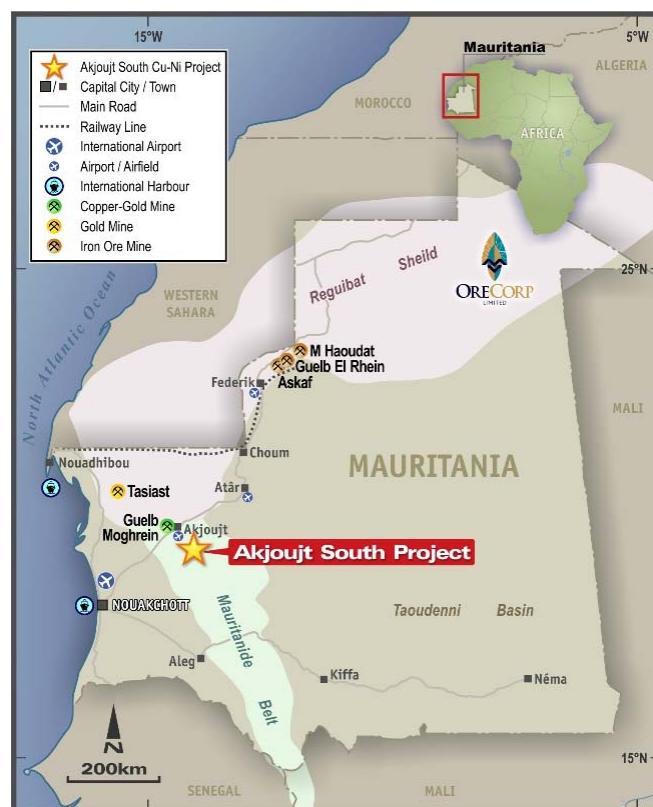


Figure 3: Akjoujt South Project, Mauritania

Anomaly 5 was identified in a regional soil sampling programme which generated an anomalous soil sample of 0.26% nickel and 0.23% copper. The anomalism is associated with a circular intrusive body and alteration assemblage. Subsequent mapping, infill sampling and trenching defined a zone of geochemical anomalism approximately 1.6km long. Trenching across this anomalism has intersected mineralised intervals of up to 160m in width of 0.24% nickel and 0.21% copper. Further mineralisation has been identified in Trench 9, three kilometres to the east (**Figure 4**). Significant IP geophysical anomalism was encountered in a survey completed during the December 2015 quarter.

Diamond Drilling

The current drill programme is testing the encouraging geophysical, trench and soil geochemical anomalism encountered in previous OreCorp exploration campaigns, for copper-nickel sulphide mineralisation.

Hole 1 (ASPDD1) was drilled into a geophysical target with surface geochemical anomalism. Holes 2 (ASPDD2) and 3 (ASPDD3) are scissor holes drilled into a geophysical target under Trench 2, where earlier trenching intersected 160m of 0.21% Cu and 0.24% Ni at surface (**Figure 5**).

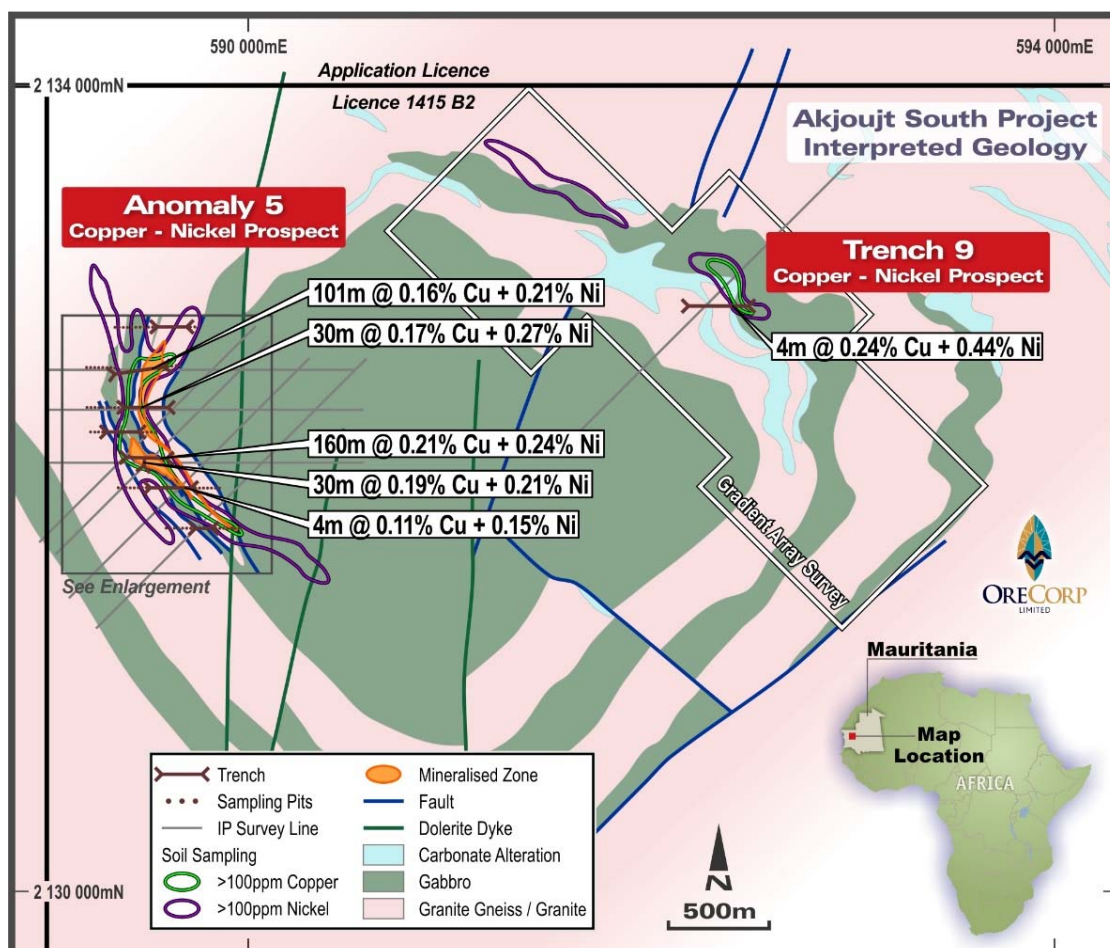


Figure 4: Akjoujt South Project - Geology and Geochemistry with Geophysical Survey Areas

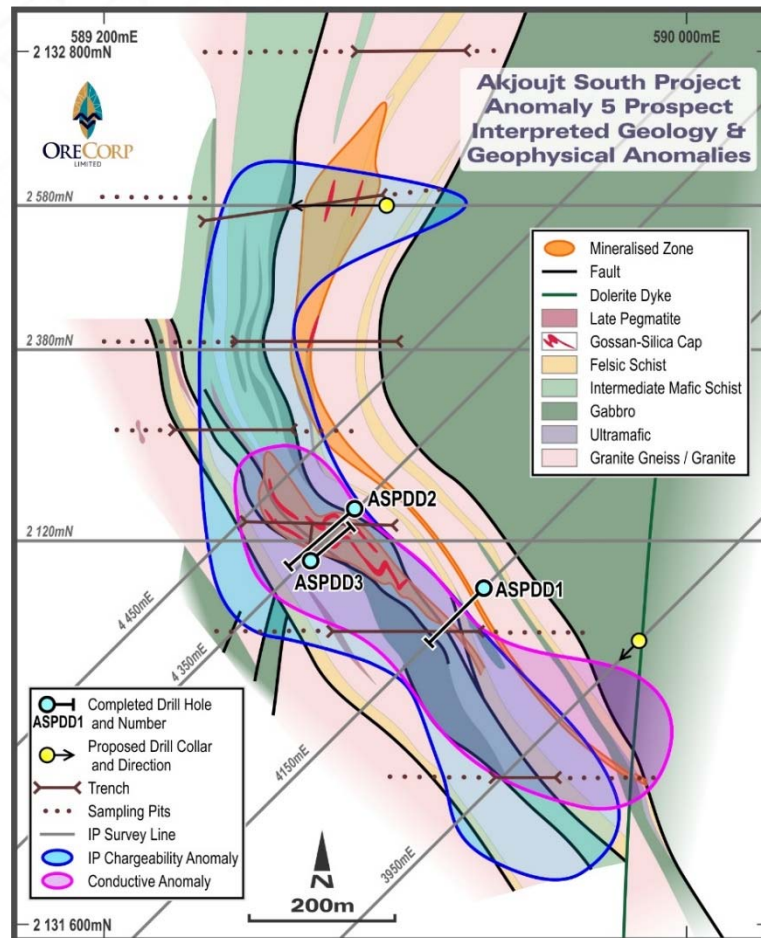


Figure 5: Anomaly 5 Prospect – Geology and Geochemistry with IP Survey Lines, Geophysical Anomaly and Drill Holes

Sulphide mineralisation has been intersected in the first three holes and varies from weakly disseminated, ranging 1-5% sulphide over broad downhole widths in Hole 1, to disseminated and matrix fill in breccias intersected in Holes 2 and 3 (**Figure 6**). The steeply dipping breccias have been intersected in two zones over maximum downhole widths of up to 17m and locally contain up to 30-50% sulphide (**Figure 6**). The sulphide mineralisation is encountered in a variety of lithologies and appears to exhibit zonation and varying amounts of alteration.



Figure 6: Breccia Matrix Mineralisation in gabbro (Hole ASPDD2, interval 45.4m)

OreCorp geologists on site have visually identified the sulphides as mainly pyrrhotite and pyrite, with chalcopyrite (copper sulphide) and traces of possible pentlandite (nickel sulphide).

This initial drill programme comprises approximately six holes for a total of up to 1,200m of drilling, to a maximum down hole depth of 300m. The programme has been modified from the original announcement of 18 March, 2016 to include a hole in the north of Anomaly 5 and one under Trench 9, four kilometres to the east of Anomaly 5, (**Figure 4**). These remaining holes will be completed in the coming weeks and assay results of all holes will be released as soon as they are available.

CORPORATE AND BUSINESS DEVELOPMENT

Financial

OreCorp finished the quarter with approximately A\$3.5m cash and no debt.

During the quarter 1,875,000 \$0.40 unlisted options expired unexercised.

EXPLORATION INTERESTS

During the quarter, the Company had an interest in the following projects and exploration licences:

Mining Tenements Held

Project	Licence Number	Status	Interest at beginning of Quarter	Interest at end of Quarter
Tanzania ¹	PL 9591/2014	Granted	Nil	100%
Mauritania				
<i>Akjoujt South Project</i> ²	1415B2	Granted	90%	90%
	1416B2	Granted	90%	90%
Australia				
<i>Cheriton's East Project</i> ³	E77/1223	Granted	100%	100%

Notes:

- 1) Pursuant to a Licence Purchase Agreement dated 20 January 2016, the Tanzanian Ministry of Energy and Minerals approved the transfer of the licence during the quarter.
- 2) Licence renewal dates are approximately 30 July 2015, for a period of three years.
- 3) Minimal work was completed on the Cheriton's East Project during the quarter.

Mining Tenements Acquired/Disposed

Project	Licence Number	Status	Interest at beginning of Quarter	Interest at end of Quarter
<u>Acquired</u>				
Nil				
<u>Disposed</u>				
Nil				

Beneficial Percentage Interests Held in Farm-In or Farm-Out Agreements

Project	Licence Number	Status	Interest at beginning of Quarter	Interest at end of Quarter
Tanzania <i>Nyanzaga Project ¹</i>	PL 4830/2007	Granted	5%	5%
	PL 4450/2007	Granted	5%	5%
	PL 5069/2008	Granted	5%	5%
	PL 6067/2009	Granted	5%	5%
	PL 6493/2010	Granted	5%	5%
	PL 6922/2011	Granted	5%	5%
	PL 7129/2011	Granted	5%	5%
	PL 7476/2011	Granted	5%	5%
	PL 8592/2012	Granted	5%	5%
	PL 8635/2012	Granted	5%	5%
	PL 9016/2013	Granted	5%	5%
	PL 9065/2013	Granted	5%	5%
	PL 9236/2013	Granted	5%	5%
	PL 9237/2013	Granted	5%	5%
	PL 9446/2013	Granted	5%	5%
	PL 9655/2014	Granted	5%	5%
	PL 9656/2014	Granted	5%	5%
	PL 9661/2014	Granted	5%	5%
	PL 9662/2014	Granted	5%	5%
	PL 9663/2014	Granted	5%	5%
	PL 9664/2014	Granted	5%	5%
	PL 9770/2014	Granted	5%	5%
	PL 9919/2014	Granted	5%	5%
	PL 4730/2007	Under extension	3%	3%
	PL 7120/2011	Granted	3%	3%
	PL 7121/2011	Granted	3%	3%
	PL 9673/2011	Granted	5%	5%

Notes:

- 1) Pursuant to a whole of company earn-in agreement with Acacia Mining plc, under which the Company has contractual rights to earn beneficial interests in the tenements and, upon completion of a DFS, acquire shares in the direct holding company of the tenements.

Beneficial Percentage Interests Held in Farm-In or Farm-Out Agreements Acquired or Disposed

Project	Licence Number	Status	Interest at beginning of Quarter	Interest at end of Quarter
<u>Acquired</u>				
Nil				
<u>Disposed</u>				
Nil				

Other than as disclosed above, no other tenements were acquired or disposed during the quarter (including beneficial interests in joint venture projects), nor were there any further changes to the beneficial interest in any tenements.

ABOUT ORECORP LIMITED

OreCorp Limited is a Western Australian based mineral company with gold & base metal projects in Tanzania and Mauritania. OreCorp is listed on the Australian Securities Exchange (**ASX**) under the code 'ORR'. The Company is well funded with no debt. OreCorp's key projects are the Nyanzaga Gold Project in northwest Tanzania and the Akjoujt South Copper-Nickel Project in Mauritania.

On 22 September 2015, the Company announced that it had entered into a conditional, binding earn-in and JVA to earn up to a 51% interest in the Nyanzaga Project in the Lake Victoria Goldfields of Tanzania.

JORC 2012 Compliance Statements

Nyanzaga Project

The information in this release relating to the Nyanzaga Project is extracted from the ASX Announcement dated 31 March 2016 titled 'OreCorp Completes Maiden JORC 2012 Mineral Resource Estimate at the Nyanzaga Project in Tanzania' and the ASX Announcement dated 22 September 2015 titled 'OreCorp enters into JV with Acacia Mining for the Advanced Nyanzaga Gold Project in Tanzania', which are available to view on the Company's website (orecorp.com.au).

The Company confirms that it is not aware of any new information or data that materially affects the information included in the original ASX Announcements and, in the case of (i) Mineral Resources, (ii) Metallurgical Testwork and Results, and (iii) Exploration Results in relation to the Nyanzaga Project in Tanzania (Project Results), that all material assumptions and technical parameters underpinning the Project Results in the relevant ASX Announcements continue to apply and have not materially changed. The Company confirms that the form and context in which the Competent Person's findings are presented have not been materially modified from the original ASX Announcements.

Akjout South Project

The information in this release relating to the Akjoujt South Project is extracted from the ASX Announcement dated 19 April 2016 titled 'Akjoujt South Project Drilling Update: Sulphides Observed in First Three Holes' and the ASX Announcement dated 9 December 2015 titled 'Significant Geophysical Anomaly Identified at Anomaly 5 Copper-Nickel Prospect – Akjoujt South Project in Mauritania', which are available to view on the Company's website (orecorp.com.au).

The Company confirms that it is not aware of any new information or data that materially affects the information included in the original ASX Announcements and, in the case of Exploration Results, that all material assumptions and technical parameters underpinning the Exploration Results in the relevant ASX Announcements continue to apply and have not materially changed. The Company confirms that the form and context in which the Competent Person's findings are presented have not been materially modified from the original ASX Announcements.

Forward Looking Statements

This release contains 'forward-looking information' that is based on the Company's expectations, estimates and projections as of the date on which the statements were made. This forward-looking information includes, among other things, statements with respect to pre-feasibility and definitive feasibility studies, the Company's business strategy, plans, development, objectives, performance, outlook, growth, cash flow, projections, targets and expectations, mineral reserves and resources, results of exploration and related expenses. Generally, this forward-looking information can be identified by the use of forward-looking terminology such as 'outlook', 'anticipate', 'project', 'target', 'likely', 'believe', 'estimate', 'expect', 'intend', 'may', 'would', 'could', 'should', 'scheduled', 'will', 'plan', 'forecast', 'evolve' and similar expressions. Persons reading this news release are cautioned that such statements are only predictions, and that the Company's actual future results or performance may be materially different.

Forward-looking information is subject to known and unknown risks, uncertainties and other factors that may cause the Company's actual results, level of activity, performance or achievements to be materially different from those expressed or implied by such forward-looking information. Forward-looking information is developed based on assumptions about such risks, uncertainties and other factors set out herein, including but not limited to the risk factors set out in the Company's Prospectus dated January 2013.

This list is not exhaustive of the factors that may affect our forward-looking information. These and other factors should be considered carefully and readers should not place undue reliance on such forward-looking information. The Company disclaims any intent or obligations to update or revise any forward-looking statements whether as a result of new information, estimates or options, future events or results or otherwise, unless required to do so by law.

Appendix 5B

Mining exploration entity quarterly report

Introduced 1/7/96. Origin: Appendix 8. Amended 1/7/97, 1/7/98, 30/9/2001.

Name of entity

ORECORP LIMITED

ABN

24 147 917 299

Quarter ended ("current quarter")

31 March 2016

Consolidated statement of cash flows

Cash flows related to operating activities		Current quarter \$A'000	Year to date \$A'000 (9 months)
1.1	Receipts from product sales and related debtors	-	-
1.2	Payments for		
	(a) exploration and evaluation	(605)	(1,415)
	(b) development	-	-
	(c) production	-	-
	(d) corporate and administration	(193)	(538)
1.3	Dividends received	-	-
1.4	Interest and other items of a similar nature received	8	32
1.5	Interest and other costs of finance paid	-	-
1.6	Income taxes paid	-	-
1.7	Other receipts (refunds)	-	-
1.8	Other – business development	(48)	(249)
Net Operating Cash Flows		(838)	(2,170)
Cash flows related to investing activities			
1.8	Payment for purchases of:		
	(a) prospects	-	(1,408)
	(b) equity investments	-	-
	(c) other fixed assets	-	(286)
1.9	Proceeds from sale of:		
	(a) prospects	-	-
	(b) equity investments	-	-
	(c) other fixed assets	-	-
1.10	Loans to other entities	-	-
1.11	Loans repaid by other entities	-	-
1.12	Proceeds from underwriting	-	-
Net investing cash flows		-	(1,694)
1.13	Total operating and investing cash flows (carried forward)	(838)	(3,864)

+ See chapter 19 for defined terms.

Appendix 5B
Mining exploration entity quarterly report

		Current quarter \$A'000	Year to date \$A'000 (9 months)
1.13	Total operating and investing cash flows (brought forward)	(838)	(3,864)
	Cash flows related to financing activities		
1.14	Proceeds from issue of shares, options, etc.	-	-
1.15	Proceeds from sale of forfeited shares	-	-
1.16	Proceeds from borrowings	-	-
1.17	Repayment of borrowings	-	-
1.18	Dividends paid	-	-
1.19	Costs associated with issue of shares	-	-
	Net financing cash flows	-	-
	Net increase/(decrease) in cash held	(838)	(3,864)
1.20	Cash at beginning of quarter/year to date	4,434	6,999
1.21	Exchange rate adjustments to item 1.20	(108)	353
1.22	Cash at end of quarter	3,488	3488

Payments to directors of the entity and associates of the directors

Payments to related entities of the entity and associates of the related entities

		Current quarter \$A'000
1.23	Aggregate amount of payments to the parties included in item 1.2	106
1.24	Aggregate amount of loans to the parties included in item 1.10	Nil

1.25 Explanation necessary for an understanding of the transactions

Payments include non-executive directors' fees and the managing director's salary.

Non-cash financing and investing activities

2.1 Details of financing and investing transactions which have had a material effect on consolidated assets and liabilities but did not involve cash flows

Nil

2.2 Details of outlays made by other entities to establish or increase their share in projects in which the reporting entity has an interest

Nil

Appendix 5B

Mining exploration entity quarterly report

Financing facilities available

Add notes as necessary for an understanding of the position.

	Amount available \$A'000	Amount used \$A'000
3.1 Loan facilities	Nil	-
3.2 Credit standby arrangements	Nil	-

Estimated cash outflows for next quarter

	\$A'000
4.1 Exploration and evaluation (including business development)	(1,019)
4.2 Development	-
4.3 Production	-
4.4 Corporate and administration	(165)
Total	(1,184)

Reconciliation of cash

Reconciliation of cash at the end of the quarter (as shown in the consolidated statement of cash flows) to the related items in the accounts is as follows.	Current quarter \$A'000	Previous quarter \$A'000
5.1 Cash on hand and at bank	254	225
5.2 Deposits at call	255	301
5.3 Bank overdraft	-	-
5.4 Other – term deposit	2,979	3,904
Total: cash at end of quarter (item 1.22)	3,488	4,435

Changes in interests in mining tenements

	Tenement reference	Nature of interest (note (2))	Interest at beginning of quarter	Interest at end of quarter
6.1 Interests in mining tenements relinquished, reduced or lapsed	N/A			
6.2 Interests in mining tenements acquired or increased	N/A			

+ See chapter 19 for defined terms.

Appendix 5B

Mining exploration entity quarterly report

Issued and quoted securities at end of current quarter

Description includes rate of interest and any redemption or conversion rights together with prices and dates.

		Total number	Number quoted	Issue price per security (see note 3) (cents)	Amount paid up per security (see note 3) (cents)
7.1	Preference ⁺securities (description)	Nil			
7.2	Changes during quarter (a) Increases through issues (b) Decreases through returns of capital, buy-backs, redemptions	Nil			
7.3	*Ordinary securities	113,412,820	113,412,820		
7.4	Changes during quarter (a) Increases through issues (b) Decreases through returns of capital, buy-backs	Nil Nil			
7.5	*Convertible debt securities (description)	Nil			
7.6	Changes during quarter (a) Increases through issues (b) Decreases through securities matured, converted	Nil Nil			
7.7	Options (description and conversion factor)	Nil			
7.8	Issued during quarter	Nil			
7.9	Exercised during quarter	Nil			
7.10	Expired during quarter	1,875,000	Nil	Exercise price \$0.40	Expiry date 22 March 2016
7.11	Debentures (totals only)	Nil			
7.12	Unsecured notes (totals only)	Nil			
	Performance Based Shares	Nil			
	Changes during quarter (a) Increases	Nil			

+ See chapter 19 for defined terms.

Compliance statement

- 1 This statement has been prepared under accounting policies which comply with accounting standards as defined in the Corporations Act or other standards acceptable to ASX (see note 4).
- 2 This statement does ~~/does not~~* (*delete one*) give a true and fair view of the matters disclosed.

Sign here: Date: 28 April 2016
(~~Director~~/Company secretary)

Print name: Luke Watson

Notes

- 1 The quarterly report provides a basis for informing the market how the entity's activities have been financed for the past quarter and the effect on its cash position. An entity wanting to disclose additional information is encouraged to do so, in a note or notes attached to this report.
- 2 The "Nature of interest" (items 6.1 and 6.2) includes options in respect of interests in mining tenements acquired, exercised or lapsed during the reporting period. If the entity is involved in a joint venture agreement and there are conditions precedent which will change its percentage interest in a mining tenement, it should disclose the change of percentage interest and conditions precedent in the list required for items 6.1 and 6.2.
- 3 **Issued and quoted securities** The issue price and amount paid up is not required in items 7.1 and 7.3 for fully paid securities.
- 4 The definitions in, and provisions of, *AASB 1022: Accounting for Extractive Industries* and *AASB 1026: Statement of Cash Flows* apply to this report.
- 5 **Accounting Standards** ASX will accept, for example, the use of International Accounting Standards for foreign entities. If the standards used do not address a topic, the Australian standard on that topic (if any) must be complied with.

== == == == ==

+ See chapter 19 for defined terms.